



Improved Variation and Your Convenience

# Vacuum Oven

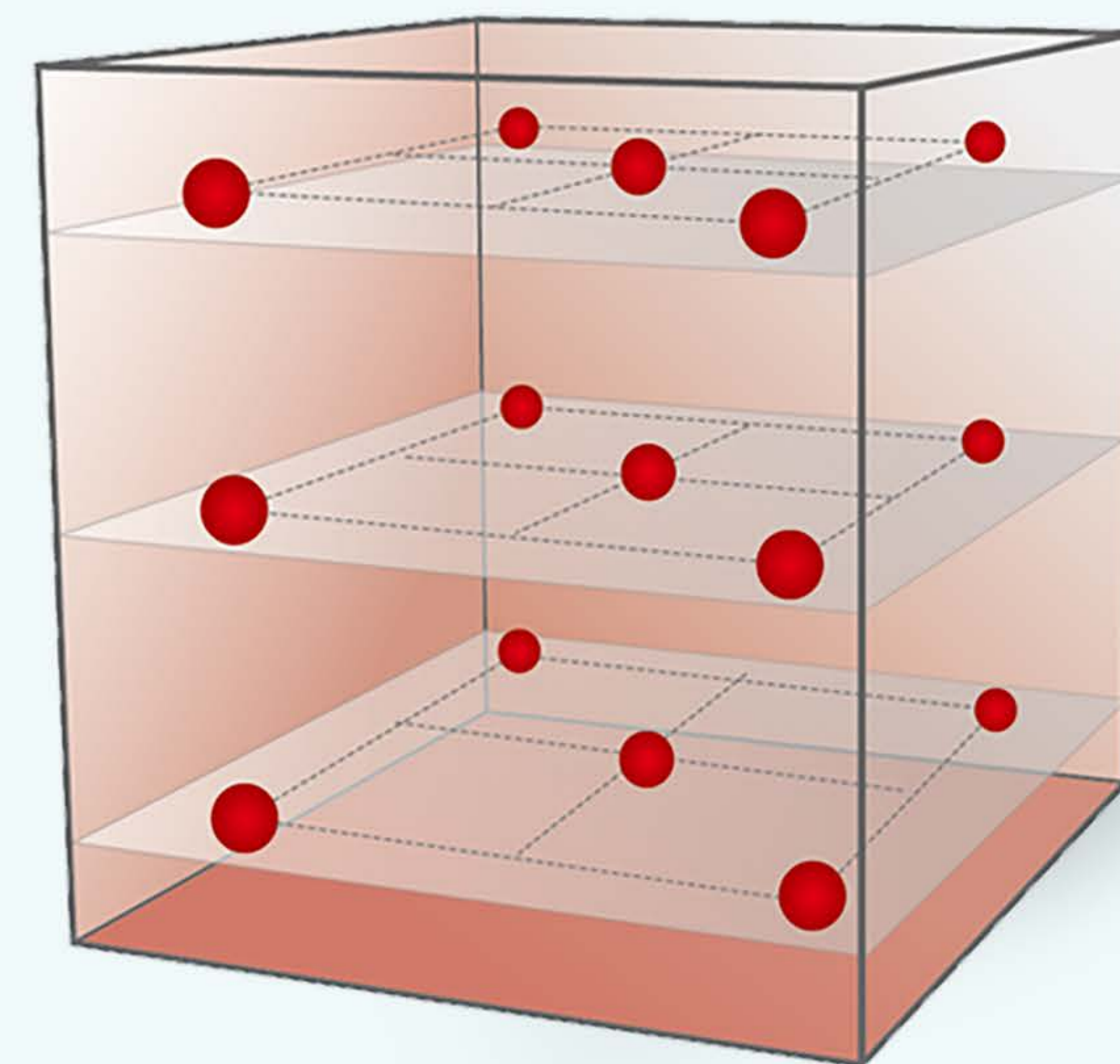


# 01

# Precise Temperature Control

## Variation up to $\pm 1.5^{\circ}\text{C}$ at $100^{\circ}\text{C}$

Measurement points test according to DIN 12880:2013 Standard.



## 3-Point Temp. Calibration

Provide more accurate setup through multiple Temp. Calibration.

System Settings > Calibration		
Actual Temperature		34 °C
	Uncalibrated	Calibrated
Temp 1	<input type="text" value="0"/>	<input type="text" value="0"/>
Temp 2	<input type="text" value="125"/>	<input type="text" value="125"/>
Temp 3	<input type="text" value="250"/>	<input type="text" value="250"/>

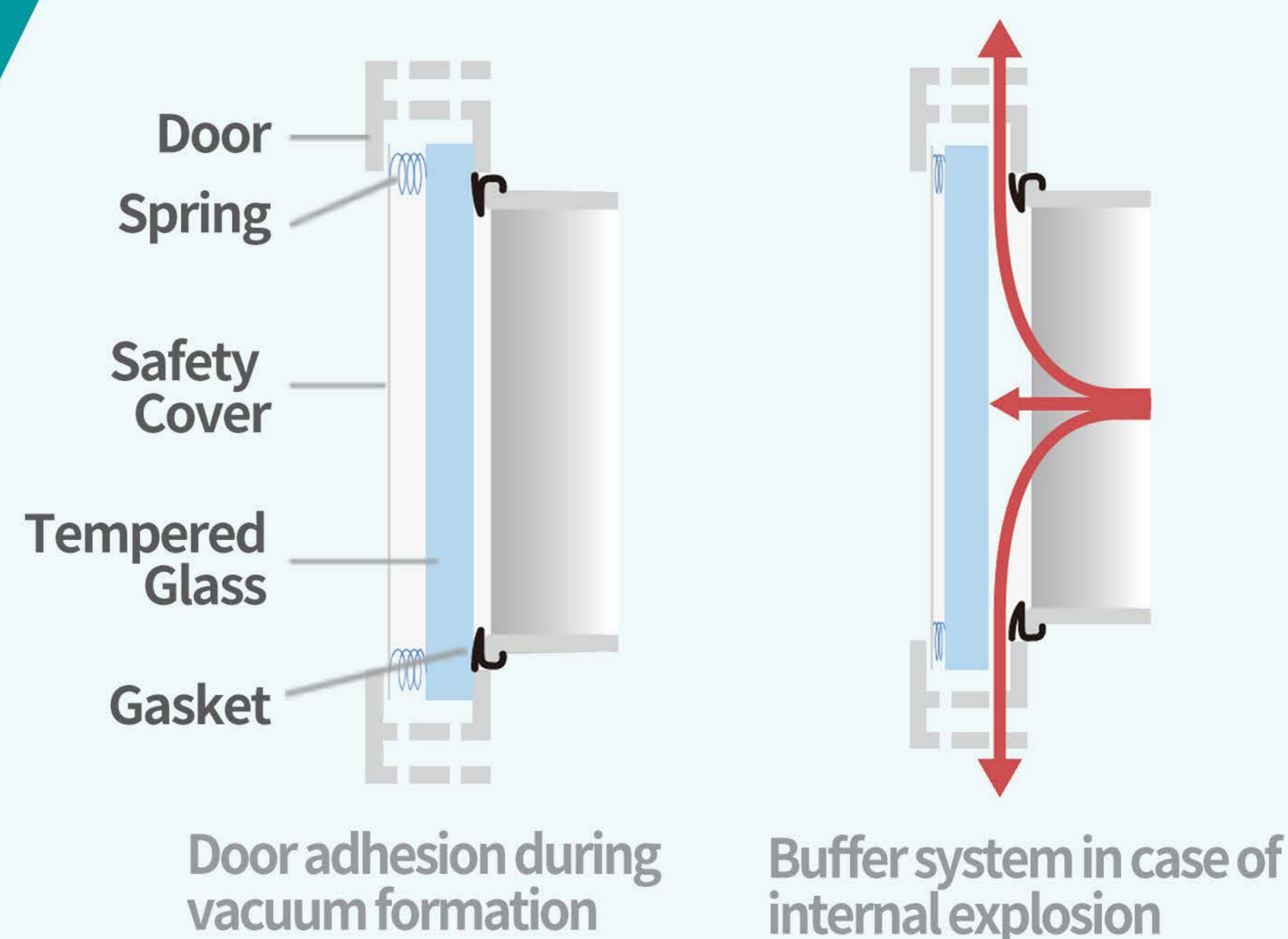


# 02

# User Safety Design

## Door Buffer System

Safe Door Buffer System in case of an internal explosion.



## Polycarbonate Safety Cover

Protects a user and laboratory when the tempered glass is broken.





# 03

# User Convenience Design

## Easy data storage

USB port on the controller for easy data storage.



## 5 inch touch display

Intuitive control and check the operation state.

\* New model with 3.5 inch touch display.



## LC Connected Option

Monitor via mobile app anytime, anywhere When purchased LC GreenBox.



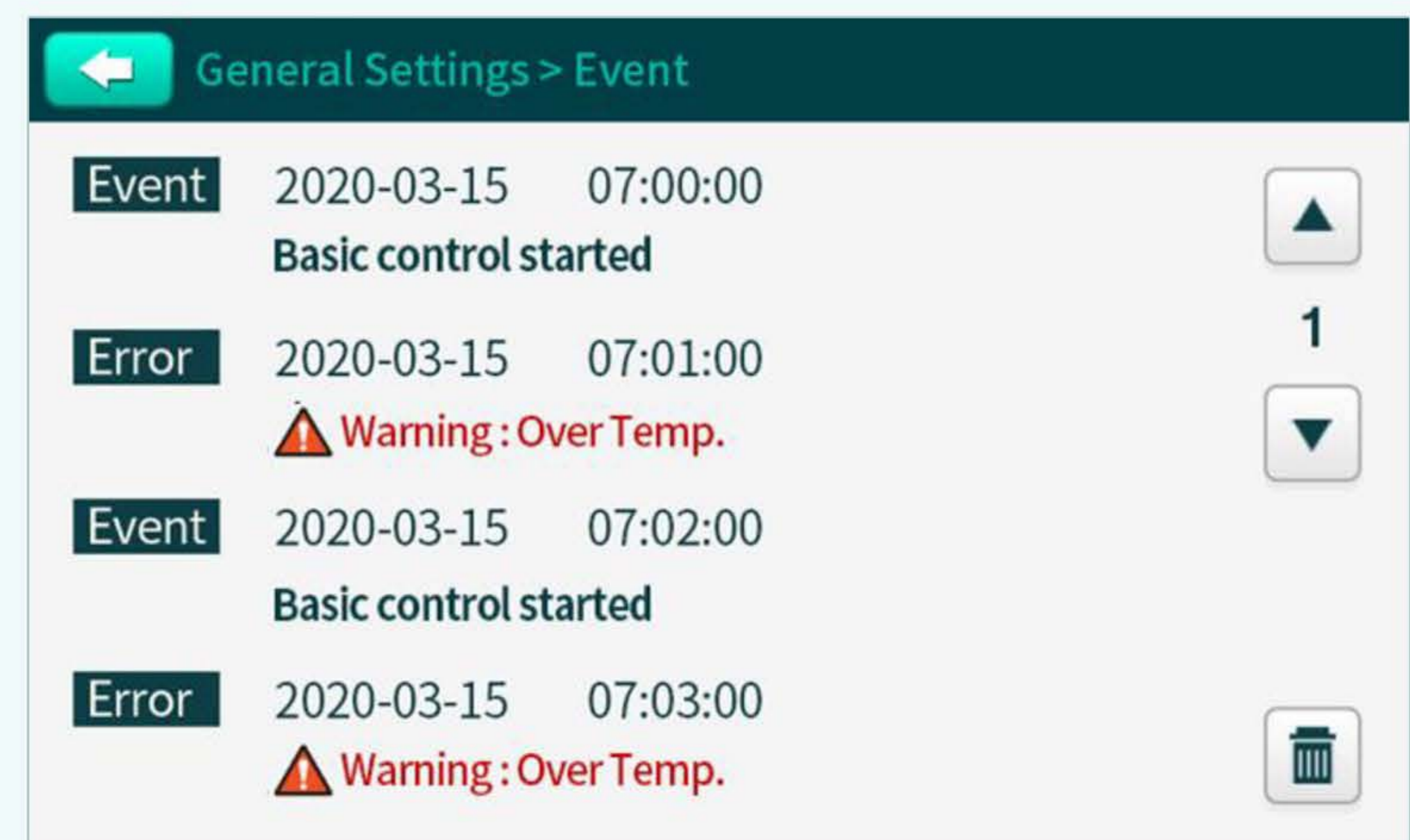


# 04

# Smart Controller

## Recording 36 most recent events

Recording starts/stops operation and error occurrence.



The screenshot shows a mobile application interface titled "General Settings > Event". It displays a list of four events with the following details:

Event	Date	Time	Description	Actions
Event	2020-03-15	07:00:00	Basic control started	Up arrow
Error	2020-03-15	07:01:00	Warning: Over Temp.	1, Down arrow
Event	2020-03-15	07:02:00	Basic control started	
Error	2020-03-15	07:03:00	Warning: Over Temp.	Trash icon

## Temperature Recommendation

Auto Temp. display based on operating history without any recording or storage.

