




Choice for more convenient and reproducible electrophoresis

Electrophoresis System

01

Experiment faster and easier!




Convenient movement

Observe the gel on the UV transilluminator without separation by applying a UV transmitting gel tray.



Fast and convenient loading

Multichannel pipettes can be used
(31, 16 well combs)



02

Minimize experiment variations



Level marker

Engraved on the side of the gel tray to make a gel of constant thickness





Equipped with a spirit level

Can be applied more flat gel due to fitted with a spirit level on the caster (EP-10, EP-18 models).



03

Provide smooth experiments




Anti-slip rubber feet

Equipped with rubber feet to prevent slipping.

Clear direction of progress

Check the progress direction of the sample at a glance with the **+** **-**



04

Neat experiment and cleaning! Excellent maintenance

Neat cords structure

⊕ and ⊖ power cords are assembled into one structure, so the lines are neatly organized.



Cord connection part ▶



Easy electrode removal

Convenient to clean after experiment and maintain due to easy electrode separation.

